

Blended Learning for Classroom Guitar

Presented by Mike Christiansen

Consonus Music (cmilearn.org)

What You Need To Get Started

- Stands
- Space
- Strap
- Stool
- Extra strings
- String winder
- Capos
- Footstool
- Tuners
- Picks

- **Books**
- **Supplemental repertoire**
- **Video and audio capability**
- **Recording gear**
- **A PLAN**

Have a core curriculum

Most Common Answer

Customize your curriculum

Have a well-balanced music diet

Well balanced with presentation, drill, and application.

Present-Practice-Perform

Music genres

What Every Guitar Student Needs To Learn

- Care and Types
- Parts of the guitar
- Finger Numbers
- Other Terms
- Holding Position

- Tuning
 - Online method
 - Tuners
- Tone (fingerstyle/pick)
- Chords
 - Open/power/moveable power/barre/color tone/four string inversions/drop two

- Single note melodies
 - Tablature and Standard Notation
- Rhythms
- Ensemble
- Composition
- Improvisation

Create Your Own Curriculum From An Existing One

Categories

- Chords
- Accompaniment Styles
- Tablature
- Standard Notation
- Ensembles
- Rhythms
- Improvisation
- Composition

Blended Learning

- What is it?
 - Availability of online content – Audio and Video
 - Hard copy books available
 - Sequential Curriculum
- What's in it?
 - Beginning guitar and ukulele/Intermediate (two levels) guitar/ensemble book/bass supplement for ensembles

- For the teacher
 - Everything that the student has plus pedagogy information
- For the Students
- Non-playing videos
- Exercises/Songs/Ensembles
- Layered Learning

Use blended learning to supplement you (or any other method).

We didn't try to reinvent the wheel: just make the rubber better.


What Does It Look Like?



Welcome Michael

Home » Beginning Guitar Complete

Buying a Guitar



What to look for when buying a guitar.

- Buying a Guitar
- Care of a Guitar
- Dealing with Strings
- Tuning a Guitar
- Types of Guitars
- Parts of the Guitar
- Holding Position
- Practicing
- Memorizing

Beginning Guitar Complete

PLAYLIST EDITOR

Default Playlist Custom Playlist

RELATED VIDEO CLIPS



B. B. King - The Thrill Is Gone



Home » [Beginning Guitar Complete](#) » Will the Circle Be Unbroken?

Will the Circle Be Unbroken?

WILL THE CIRCLE BE UNBROKEN?

4/4 G G G G7 G7

/ / /

Will the cir - cle be un - bro - ken? By and

C C G G

by Lord by and by. There's a

G G G G G D7 G

bet - ter home a - waitin' in the sky Lord in the sky.

Open in a new window

▶ 00:00 00:00

Previous Page: [Number 3: G, Em, C, D7 Exercise](#)

Next Page: [Exercise](#)



count: 1 and

count: 1 2 + 3 4

1

Chord progression for the first system:

Measure 1: G (quarter), G (quarter), G (quarter), G (quarter)

Measure 2: Em (quarter), G (quarter), G (quarter), G (quarter)

Measure 3: G (quarter), D7 (quarter), G (quarter), G (quarter)

Measure 4: G (quarter), Em (quarter), G (quarter), G (quarter)

THIS TRAIN

Musical score for the song "THIS TRAIN".

Measure 1: This train is bound for glo - ry, This train! _____

Measure 2: This train is bound for glo - ry, This train! _____

Measure 3: This train is bound for glo - ry, This train! _____

Measure 4: This train is bound for glo - ry, This train! _____

Measure 5: This train is bound for glo - ry, This train! _____

Measure 6: This train is bound for glo - ry, This train! _____

Measure 7: This train is bound for glo - ry, This train! _____

Measure 8: This train is bound for glo - ry, This train! _____

Measure 9: This train is bound for glo - ry, This train! _____

Measure 10: This train is bound for glo - ry, This train! _____

Measure 11: This train is bound for glo - ry, This train! _____

Measure 12: This train is bound for glo - ry, This train! _____

Measure 13: This train is bound for glo - ry, This train! _____

Measure 14: This train is bound for glo - ry, This train! _____

Measure 15: This train is bound for glo - ry, This train! _____

Patterns for 6/4 meter: (note that each strum pattern takes one measure to complete)


Pattern 1	Pattern 2	Pattern 3	Pattern 4
1 2 3 4	1 2 3 4	1 2 3 4	1 2 3 4

This is a tie. When it connects two strum patterns, the first strum is held through the time value of the second strum.

Pattern 5*	Pattern 6*	Pattern 7
1 2 3 4	1 2 3 4	1 2 3 4

Pattern 8	Pattern 9
1 2 3 4	1 2 3 4

Pattern 10	Pattern 11



Welcome Michael

Home » [Beginning Guitar Complete](#) » [Exercise 1](#)

Exercise 1

C
F
C
F
C
F
G

Copyright © 2012 Consonus Music Institute LLC, Salt Lake City, UT 84103

[Open in a new window](#)
 ▶ 00:00  00:00 1 

[Previous Page: Tablature](#)

[Next Page: Exercise 2](#)

A MIND2 THING

Musical notation for the first system, measures 1-11. It consists of three staves: Treble, Alto, and Bass. The Treble staff contains the melody with fingerings (1-3) and a final double bar line. The Alto and Bass staves provide accompaniment with fingerings (1-3) and rests.

Musical notation for the second system, measures 12-21. It consists of three staves: Treble, Alto, and Bass. The Treble staff contains the melody with fingerings (1-3) and a final double bar line. The Alto and Bass staves provide accompaniment with fingerings (1-3) and rests.

Lesson 8

Musical notation for Lesson 8, measures 1-12. It consists of three staves: Treble, Alto, and Bass. The Treble staff contains the melody with fingerings (1-3) and a final double bar line. The Alto and Bass staves provide accompaniment with fingerings (1-3) and rests.

A NEW DAY

The first system of musical notation consists of four staves labeled I, II, III, and IV. Each staff contains guitar tablature (numbers 0-4) and chord diagrams (T, A, S, 8). Staff I starts with a barre on the 4th fret. Staff II has a barre on the 4th fret. Staff III has a barre on the 4th fret. Staff IV has a barre on the 4th fret. The notation includes various fret numbers and chord symbols, with some measures containing double slashes (//) indicating a change in the piece.

The second system of musical notation consists of four staves labeled I, II, III, and IV. Each staff contains guitar tablature (numbers 0-4) and chord diagrams (T, A, S, 8). Staff I starts with a barre on the 4th fret. Staff II has a barre on the 4th fret. Staff III has a barre on the 4th fret. Staff IV has a barre on the 4th fret. The notation includes various fret numbers and chord symbols, with some measures containing double slashes (//) indicating a change in the piece.



13

To CODA Φ

I
II
III
IV

To CODA Φ

To CODA Φ

To CODA Φ

To CODA Φ

19

I
II
III
IV

24

D.S. AL CODA

D.S. AL CODA

D.S. AL CODA

D.S. AL CODA

RIT.

Φ CODA

Φ CODA

Φ CODA

Φ CODA

RIT.

LATE WINTER

Lesson 28

The musical score is written in 3/4 time and consists of four systems, each with four staves. The first system includes a first ending bracket. The second system includes a second ending bracket. The third system is marked with the number 13. The notation includes various rhythmic values and articulation marks.



22

Musical score for system 22, measures 1-4. It consists of four staves. The top staff has a whole rest. The second and third staves contain eighth-note patterns. The bottom staff has a whole rest. Measure 4 features a fermata over a half note in the second staff.

23

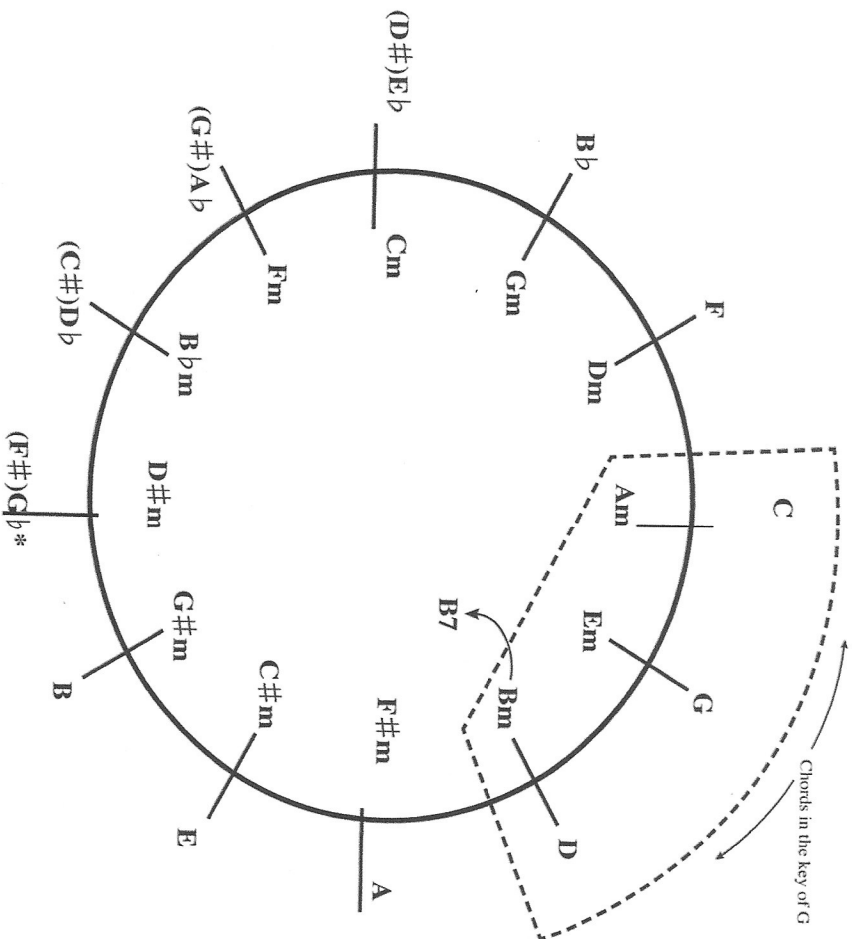
Musical score for system 23, measures 1-4. It consists of four staves. The top staff has a whole rest. The second and third staves contain eighth-note patterns. The bottom staff has a whole rest. Measure 4 features a fermata over a half note in the second staff.

24

Musical score for system 24, measures 1-4. It consists of four staves. The top staff has a whole rest. The second and third staves contain eighth-note patterns. The bottom staff has a whole rest. Measure 4 features a fermata over a half note in the second staff.

THE CHORD CLOCK

Chords in Major Keys



Composition

- Begin with chord progressions
- Start composing early

Getting Started With Consonus Blended Learning

- 1. Go to cmilearn.org and register for the free 60-day trial.**
- 2. Watch the “Getting Started” video at the Consonus site.**
- 3. Purchase one of the four possible plans.**
- 4. Register your students (students can register themselves).**
- 5. When returning, log in.**

Access and Formats

- **How To Use it**
 - **Teacher and students use the access in class and students have only the book**
 - **Teacher license - \$180**
 - **Books - \$15**
 - **Student license \$10**

- **Students have only the access and no book**
 - \$10 per student + \$180 Teacher's license
- **Teacher and students use it in class and the students have the book and access - \$25 per student**

District license available for all teachers and students \$2,500

- **Perfect fit for Flipped Learning and Layered Learning**