

# Web 2.0 and You

CASMEC 2017

Ryan Ubhoff

Head Director of Bands, Orange Cove HS, Citrus Middle School, Kings Canyon USD

[ryan.ubhoff@gmail.com](mailto:ryan.ubhoff@gmail.com)

## Remind

[www.remind.com](http://www.remind.com); iOS & Android Apps

Mass text messaging site designed for teachers. Students enroll in class sections, via text message. No phone numbers are exchanged. You can send messages to the entire class, smaller groups, or individuals. You can set it so they can message you back or not. You can schedule announcements to be sent later, send attachments (pictures and other files), add multiple teachers to one class section, read receipts, you can also organize activities (field trips, fundraisers).

## Google Drive

[drive.google.com](http://drive.google.com); iOS & Android Apps

Cloud-based office suite (word processing, spreadsheets, slide presentation) and file vault. Easily share files with others. Others can collaborate on the same document at the same time! There is a Google Drive app, and apps for each office product (Docs, Sheets, etc.)

## Google Voice

[voice.google.com](http://voice.google.com); iOS & Android Apps

Free phone number service. You have to have an existing phone number to work, but it is a second number. People call/text your Google Number, and it will be sent to your existing phone (mobile or landline). You can set it to ring multiple phones at a time, or different phones throughout the day. You can set up "Do Not Disturb" hours where calls go straight to voicemail.

## Google Classroom

[classroom.google.com](http://classroom.google.com); iOS & Android Apps

Basic command center for online work. You are able to assign work, students can turn in it with attachments of files. You can grade and give feedback through Classroom. With some advanced work, you can export grades from Classroom to existing Gradebook software (i.e. PowerSchool/PowerTeacher)

## Instagram

iOS & Android Apps

Social media site around pictures. I use it to promote my band's work. Uploading pictures and videos (1 minute length max. )of show performances as well as when we are on trips or during practices. Basically, it's a PR set up for your program. I also use it to communicate to the students via posts, (example: fundraiser reminders, trip itineraries, field show announcements).

## Facebook

[www.facebook.com](http://www.facebook.com); iOS & Android Apps

I'm going to guess you at least have an understanding of what Facebook is. Here's the breakdown on how I use it: I don't friend students, ever. EVER. I have some former students (who graduated and are over 18), but it's not every student. And then, I have my privacy settings so locked down, they can't see anything I wouldn't want spread to my current students. **Groups** are a great way to relay information to students. Most of them have a Facebook already. They join the group, and you can post all sorts of information to them. You have the option of Public (anyone can see posts) or Private (only members can see posts). Do whichever meets your needs. Personally, I don't care if everyone knows what field show I'm doing, but I know some people like to keep that to themselves. I always let parents join. The transparency is just easier.

## **Twitter**

[www.twitter.com](http://www.twitter.com); iOS & Android Apps

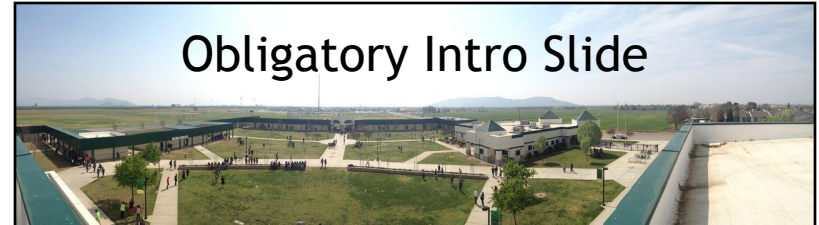
Again, I'm going to assume you've heard of Twitter. Here's some uses: **For you.** Create an account to connect with others. I use Twitter and a giant Personal Learning Network (PLN) for band, teaching, and life in general. If I have a question, someone out there may have an answer. **For your program** Share content. It's PR buzz. The more people who know about you, the better. You can send out pics and videos, and you can link your Instagram account to make it easier. Send our reminders of events, deadlines, and Concert Announcements. Use an account to connect with students (Publicly. Don't private message students). Share interesting things (educational or not); send links to YouTube videos of awesome performers/performances; share achievements, class-related or not; show your students you're human. They like knowing that you watch Stranger Things or Forensics Files or Harry Potter.



# Web 2.0 & You

Using Twitter,  
Instagram, Facebook,  
Remind, and Google  
Voice

Ryan Ubhoff  
Orange Cove HS  
Citrus MS  
Kings Canyon USD



# Obligatory Intro Slide

Orange Cove High School                      Citrus Middle School

Ryan Ubhoff  
Head Director of Bands,  
Technology Teacher

University of the Pacific - BM in Music Ed.  
Fresno Pacific University - MA in Ed. Tech.

ryan.ubhoff@gmail.com



# remind



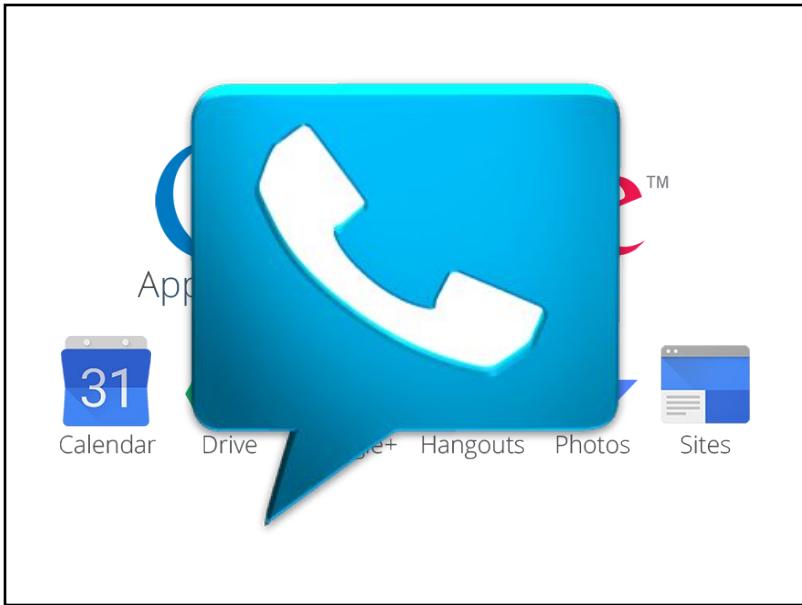
Send one message to one number and it goes to multiple recipients.

Up to 100 classes per account; no limit on class size.

Administer via text, iOS/Android app, or web.

Numbers kept private. You don't see theirs, they don't see yours.

Schedule messages to be sent later



# Google Voice

- You can turn it off whenever you want
- You can schedule it to turn on/off
- Send/Receive text messages
- Not your number
- Listen to messages while they're being left
- NO PICTURE MESSAGES
- Transcript of voice messages sent via email/text/push
- Separate voice mail box
- Block callers & texters
- Can set up unique greetings for each caller
- Ability to record incoming calls
- Ring whichever & however many phones you want (mobile or landline) All-at-once, depending on who's calling or time of day

# Google Voice

## GOOGLE SAVES EVERYTHING

- Ability to record incoming calls
- (mobile or landline) All-at-once, depending on who's calling or time of day

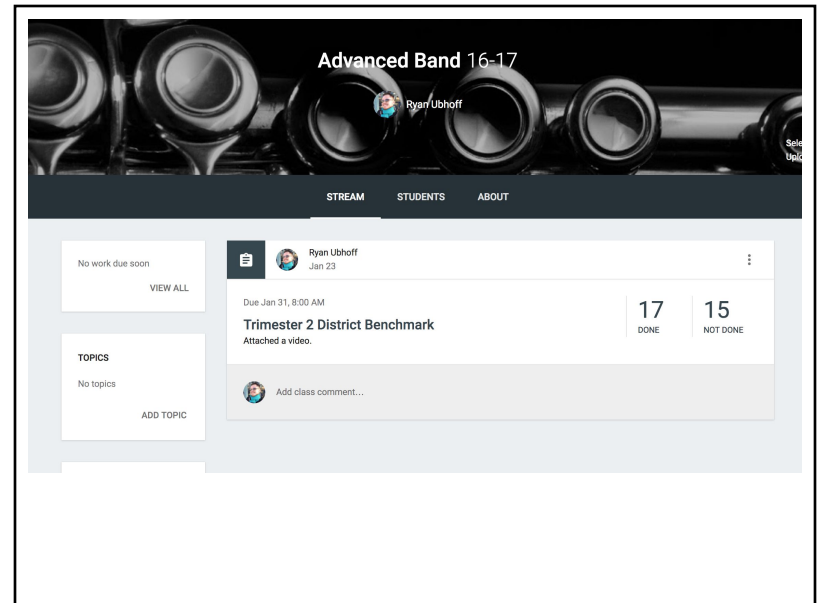
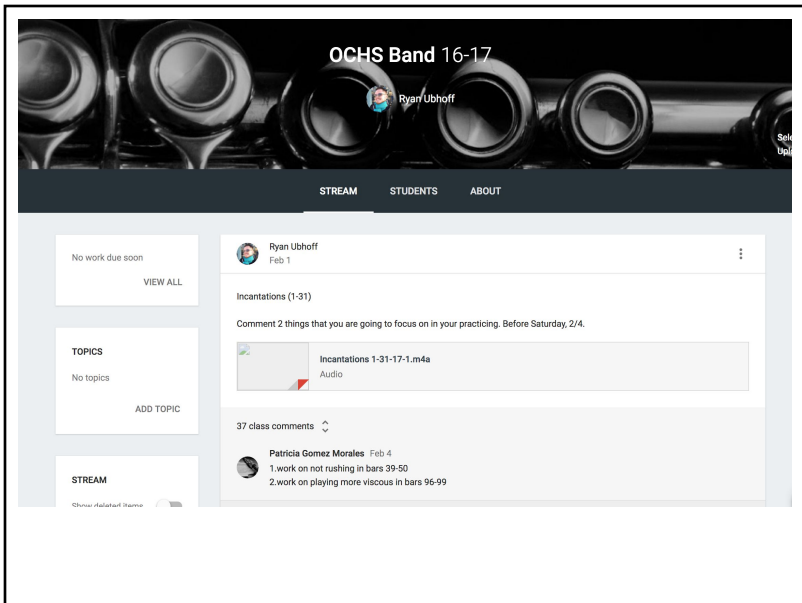
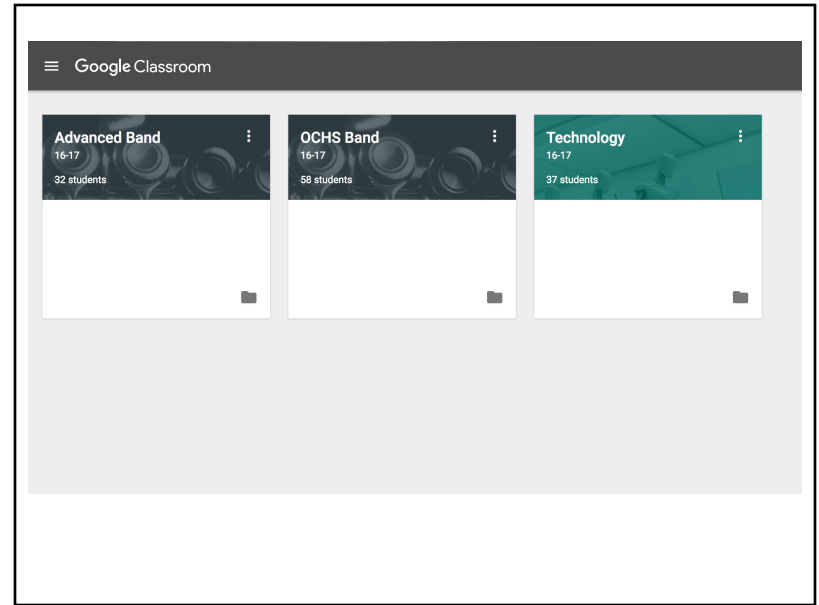

# Google Voice

**How I've Used It:**

- Students contact me for info, questions, or to report an absence.
- Students call and leave messages of individual practice assignments.
- People can contact me without hoping to catch me at a certain site and without me giving out my personal number.
- My classroom phone rings only when it's another school phone calling!

**How I've Seen It Used:**

- Homework Hotline
- Personal number in a given area code
- One number reach-all
- Free texting online from anywhere with Internet



The screenshot shows a software interface with a dark header containing 'INSTRUCTIONS' and 'STUDENT WORK'. Below the header, there's a 'RETURN' button and '100 points'. A sidebar on the left lists students with 'Add grade' buttons. The main area displays a grid of student work items, each with a profile picture, name, and a small image or video thumbnail. Some items are marked 'Done' or 'Done late'.

Visually showcase student work, achievements, and what's going on in your classroom

It's all pictures with a short description

Link it with your Twitter for one-click sharing across multiple mediums

# Instagram

Create a class account  
or  
 Have your students use a Hashtag

# #

Use a program like 4K Stogram to download all of the (public) pictures associated with your hashtag.

The screenshot shows the 4K Stogram website with a navigation bar (Home, Download, Help, Blog, About) and a main heading 'Export, Download and Backup your Instagram photos'. Below the heading is a description of the program and a 'Get 4K Stogram' button. On the right, there's a search bar for an Instagram username and a preview of photos for the hashtag 'NHL'. At the bottom, there are four buttons: 'Watch Screenshots', 'Watch Video', 'View All Platforms', and 'View Help'.

The Facebook logo, consisting of the word "facebook" in white lowercase letters on a dark blue background.The Facebook logo in white lowercase letters on a dark blue background, followed by a vertical white line and the text "join our group +" in white lowercase letters.

Groups

Create Student-Friendly Facebook Groups for your classes.

- Students aren't added as friends
- Set the group to "Public" so everyone can see what goes on
- Set group to "Private" if you like to keep your performance information top secret
- Allow parents to join
- Discussion wall and forum for your class
- Video and Photo public exchange  
(You can even tag group members in the photos, so they will be sure to see them).

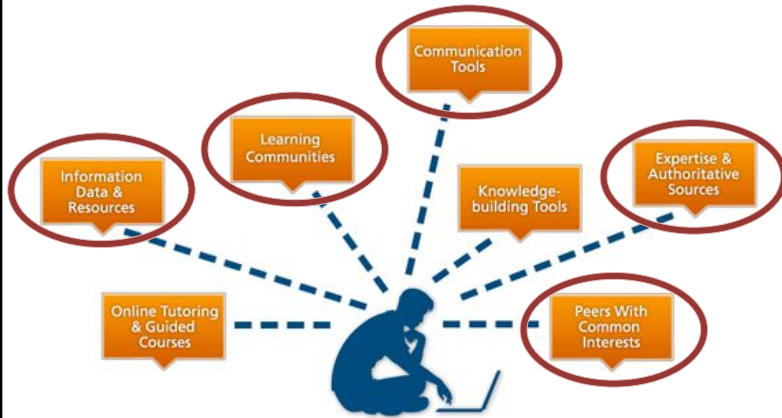
The Twitter logo, featuring the word "twitter" in blue lowercase letters followed by a blue bird silhouette.

Personal Learning Network

Sharing Classroom Content

Connecting with Students

## PERSONAL LEARNING NETWORK



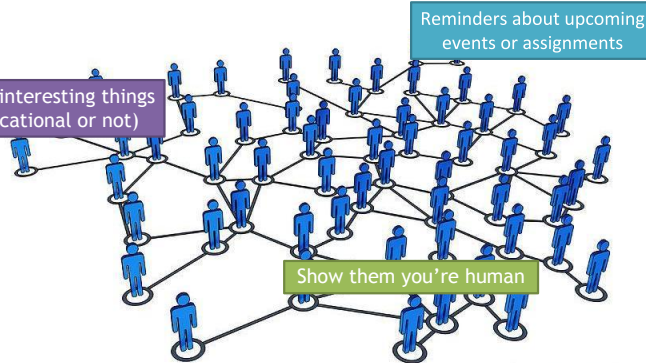
## Classroom Content

Share what's happening in your class with parents... admin... students... the world.

- Short descriptions
- Media (Pics, vids, sound)



Share interesting things  
(educational or not)



Reminders about upcoming  
events or assignments

Show them you're human

Share Achievements  
(Even if not class related)

## Connect to Students





## Rules for my Student-friendly Twitter

- #TeamFollowBack not #TeamSearchOut
- Limited Dialogue
  - Respond only to tweets @-ed to me or that directly concern me
- Offensive Tweets
  1. DM - Warning
    - I find it offensive, and I'll unfollow if it continues
  2. (un)follow-through